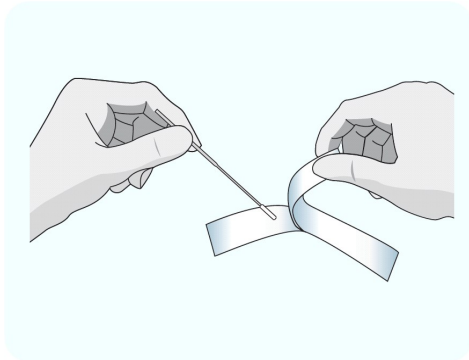


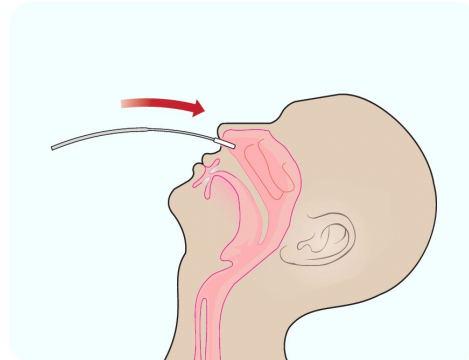
## Nasopharyngeal Swab Sample Collection Procedure

### Procedural Notes

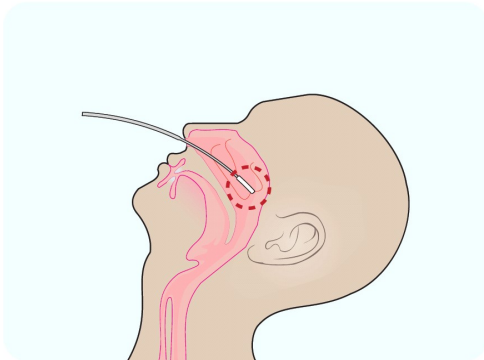
- Collect samples as soon as possible after the onset of symptoms.
- Process the test sample immediately after collection.



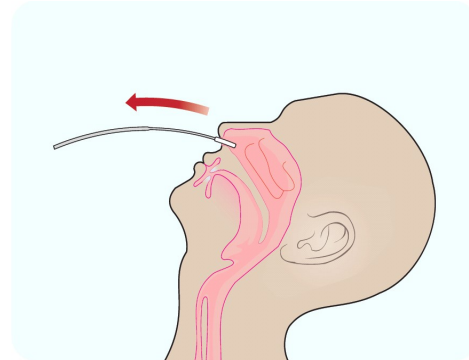
1. Remove a nasopharyngeal swab from the pouch.



2. Place the swab into one of the patient's nostrils until it reaches the posterior nasopharynx.



3. Slowly rotate 3-5 times the swab over the surface of the posterior nasopharynx.



4. Remove the swab from the nostril.